

The Effects of Miscarriage on Women's Health

Rehena Parvin¹, Mst. Tahmina Sultana², Shohal Hossain³

¹Sr. Lecturer, Dept. Of Sociology and Social Work, Gono Bishwabidyalay.

²Assistant Professor, Dept. Of Sociology and Social Work, Gono Bishwabidyalay.

³Research Assistant, Center for Multidisciplinary Research, Gono Bisheabidyalay.

*Correspondence: (**Rehena Parvin**, Sr. Lecturer, Dept. Of Sociology and Social Work, Gono Bishwabidyalay, Savar, Dhaka-1344).

Abstract

In generally we can say that the loss of pregnancy during the first 20 to 23 week is called miscarriage. The objective of this study was to determine the effects of miscarriage, reproductive tract and parity and gravidity on women's sexual life and also to know the effects of miscarriage on fertility rate. The study was cross-sectional study, which was done by within six month at the Natun Vuqta Malithia of the Sailkupa Upazila under Jhenaidah District who were affected by miscarriage. The total number of 100 women with the history of miscarriage was included in this study. Data was collected from field through direct interview and the method of data collection was case study method by using a well-developed semi-structured questionnaire. The data analysis was perform through by using software's Microsoft Excel. Among the 100 respondents 74% respondents first delivery were happened between the age 13-20 years and 33% respondents faced the problem during intercourse and among them 41% suffered from abdomen pain, 91% respondents faced problems after miscarriage, 31% respondents faced problem at first conception and 48% respondents have alive children more than one conception. 26% respondents lost their every pregnancy for occurring miscarriage and 81% faced problem to continue pregnancy after miscarriage, 66% could not identify the causes of miscarriage, 72% faced long time physical problem after her miscarriage and the higher 18% were suffering from uterine problems, 48% were suffering from complication like infection after miscarriage. 80% respondents faced heavy bleeding, 67% were suffering from dysmenorrheal. 31% respondents faced problem to attend in social program without having children due to miscarriage which affects on respondents psychological condition.

Keywords: *Miscarriage, pregnancy loss, Abortion, Unintended pregnancy, Effect, women's Health.*

Introduction

Miscarriage is the loss of pregnancy in the first 20 weeks gestation, as based on last menstrual period (Jhon C, etall 20196). On the other hand, miscarriage is the spontaneous loss of pregnancy before 24 completed weeks of gestation (RCOG,20196). Miscarriage affects on women's health, weight, parity, gravidity, fertility and emotional activity. It also affects women's sexual and interpersonal life. It is the most common Complication of early pregnancy. About 35% miscarriage is occurred within the first 6 weeks which affects on women's uterus and cervix as a result of occurring heavy bleeding or reproductive tract infection. After first miscarriage if a woman continues to have her pregnancy it may loss in second time and this matter affects next pregnancy and ability to conceive. When incomplete miscarriage is occurred and not a dilation and Curettage will be done, it will be removed from the uterus because it affects on uterus or infection which decreases the fertility. In this study 18% are facing the uterine problems. When bleeding is going too much, the affected women's face many problems. The Women's must need to wait at least three normal cycles to conceive again after miscarriage. Studies have found that 30% -50% of felilled eggs are lost before a Respondents finds out she is pregnant (Petrozza, 20196). About 33% respondents are suffering from sexual problem and are treated narrowly.

Literature Review

Miscarriage is the natural or spontaneous end of a pregnancy at a stage where the embryo or fetus is incapable of surviving generally defined in human reproductive life at prior to 20 weeks of gestation. Miscarriage is the most complication of early pregnancy. At very early miscarriages which occur before the sixth weeks are medically termed 'early pregnancy loss'. Most clinically apparent miscarriage (2/3 or 3quarters in various studies) occurs during the first trimester. When pregnancies involving more than one fetus are at increase the risk of miscarriage. Miscarriage affects on uncontrolled diabetes, polycystic ovary syndrome and high blood pressure. **(Gilchirst A C, Hannaford PC, Park P, Kay CR, August 1995)**

Miscarriage affecting on women's uterus and infections may affect the uterus and fetus, as a result of, ending the pregnancy, having problems with the women hormones or problems with a women cervix. Often most of the Respondents believe that miscarriage was caused by a recent fall, blow or even a fright, it is not true. Often when a miscarriage occurs early in pregnancy, tissue is left in the uterus, if there is concern in heavy bleeding or infection, these tissue will be removed. 90% women who have had one miscarriage subsequently have a normal pregnancy and healthy baby, 60% women are able to have a healthy baby after two miscarriages. Even a woman who has had three miscarriages in a row still has more than 50% chance of having a successful pregnancy in the fourth time **(Hutchon D, Cooper S, October, 1998).**

Higher risk of pregnancy within 18 weeks, 25% pregnancies is miscarried by the 6th weeks. The prevalence of miscarriage increases considerably with the age of the parents. The most common symptom of a miscarriage is bleeding. It affects on Respondents sexual, interpersonal, and social life **(Wilcox AJ, Baird DD, Weinberg CR, 1999).**

Miscarriage affects women's health. It is a common incidence of pregnancy. When a Woman was affected as long as a year post miscarriage, she got low social support which is the strongest predictors of a decrease in respondents' emotional strength and it increased in the tendency to cope passively, feeling depressed and experiencing emotionally intense feelings. Specially, husband's support is essential for respondents but lack of support during miscarriage only 85% couples share their feelings to only a limited degree. 23% women's sexual relationship is closer, 44% it was, 32% more distant and 60% claimed to be closer. 1/3 women's claimed that miscarriage affects on negative toll on their sexual relationship **(Swanson K M, September 26, 2009,).**

There are many causes of miscarriage, some of them are known and others are unknown, there is nothing a woman can do to prevent a miscarriage. Having a miscarriage does not mean that a woman won't become pregnant again, or that she will not have normal pregnancies in the future. For most respondents it is not a sign of a larger health problem. But having a miscarriage can be divesting to a woman and her family. Because if a respondent continue to have the pregnancy after more than one miscarriage, it increases the rate of pretend baby, infertility increase and reproductive tract infection **(National Institution of Health, 11-24-2009).**

Psychologically Respondents treated miscarriage as death. Many Respondents feel angry that their body does not working currently, they feel guilty **(Foreman J., February 20, 2009).**

Miscarriage means pregnancy loss before 20 weeks gestation, as based on the last menstrual period. It effects on women's health. It creates health hazard for women's and affects on women's sexual and interpersonal life. It also affects on respondents weight, parity, gravidity, fertility and emotional activity. Studies have been found that 30% to 50% of fertilized eggs are lost before a respondent finds out that she's pregnant, because they happen so early that she goes on to get her period about on time. The pregnancy is just for few days or weeks and respondents believe the miscarriage just as her menses **(Patrozza, Jhon C, August 29, 2009).**

Extended bleeding can lead to anemia and hormonal changes can have major emotional affects. Chronic miscarriage is more painful and may take many months for recovery **(Bill Williams, November 24, 2008).**

Objectives of the study

General Objective

To know the effects of miscarriage on women's health.

Specific Objectives

- To know the social, economic and demographic condition of the respondents.
- To know the psychological impact of miscarriage on women's.
- To know women's health hazard due to miscarriage.
- To know the family and community attitudes towards who were affected by miscarriage.

Rationale of the Study

Women are the largest part of our total population. But they are affected by the miscarriage, there is 20% risk of pregnancies ending by miscarriage in the first three months and in 100 respondents have recurrent miscarriage. The Respondents who had miscarried in their first pregnancy had a higher risk of their next pregnancy compared both to Respondents who had a successful first pregnancy and respondents pregnant for the first time. Women's have no ability to control on miscarriage and they are not responsible for miscarriage, because it is occurred naturally and effects on respondents health. But the society treats them as sterile unlucky and inauspicious and does not touch any auspicious work. The family members and husband are blame and never take the responsibility of the affected respondents which affects on respondents psychological condition. So the family members should change their attitude towards the affected women's by taking proper care to recover the condition.

Limitations of the study

- 1) Many respondents were unwilling to provide answers regarding their personal issues.
- 2) Many respondents have no clear knowledge about the symptoms of miscarriage or infection of reproductive tract infection. So they failed to provide proper answers about they had a reproductive tract infection or not.
- 3) Limitation of study area: The study was conducted on a village as a result it was difficult to generalize the findings in whole Bangladesh.
- 4) Financial limitation.

Methodology of the study:

Study Design

The study was conducted through the use of survey and case study method. Data were collected from the respondents who were affected by miscarriage through face to face interview survey and used of questionnaire technique and are analyzed and interpreted by using descriptive techniques.

Study Area and Population

The study was carried out in all women of Natun Vuqta Malithia of the Sailkupa Upazila under Jhenaidah district who were affected by miscarriage. The total population of the study area is 2576 among them female 758, male 772 and 1046 children.

Sampling:

Purposive sampling was used to collect data from the field. Total sample Size is 100.

Sources of data: The data were collected from two sources.

- Primary sources: that is interviewing survey of affected respondents by .
- Secondary Sources: which is various articles research papers, related books, official documents and internet also.

Techniques and Methods of Data Collection:

A questionnaire was developed and finalized through pre- test and used for data collection. Data were collected from field through direct interview and the method of data collection was case study method.

Data Processing and Analysis

Collected data were edited, coded and classified carefully for the purpose of better analysis. After processing, data were computerized, analyzed and interpreted by using software's Microsoft Excel.

Ethical consideration

The researchers first introduced themselves to the respondents and then explained the benefits, risks, objectives and goals of the study. Information was received from each respondent using the local language. They were then assured that the respondents' information would be used for research purposes only. The researchers told participants that their names would be kept secret. All privacy is guaranteed and any resection from the respondent is the first priority. The researchers added that the data would only be used to improve health while reducing risk.

Historical Background of the Study Area

Selection of study area is considered as one of the significant phases of a research development and for the study a village was selected purposively. The name of the selected village is Natun Vuqta Malithia of the Sailkupa Upazila under Jhenidah District. Natun Vuqta Malithia is located beside the Goray river and it has historical importance from the perspectives of liberation war of 1971. The fields of these villages are full with green trees and crops. Most of the people of these village are farmers and they produce many crops such as paddy, jute, onion, banana, mango, jackfruits, garlic, wheat, Ben, etc and the main income source of the inhabitants are based agricultural products. Besides other occupational groups are business men, carpenter, oilman, workmanship, wicker makers, barber and so on. There are many Temples, Mosques, educational institution here. There is a big market name Langolbandh beside the Goray river which is mainly famous for business activities. The people have are of different religion like Hinduism, Islam and small portion of Christianity.

Identity of the respondents

Identity of the respondents is an essential part of study. The respondents identified who were affected by miscarriage between the ages 15-45 years. Overall identities of the respondents are given here.

Table-1: Age distribution of the respondents

Age(in year)	Number of the respondents	Percentage (%)
15-20	4	4.0
20-25	14	14.0
25-30	29	29.0
30-35	31	31.0
35-40	14	14.0
40-45	8	8.0
Total	100	100.0

Source: Field Survey, 2018-2019

Table-1 describes that the respondents who were affected by miscarriage among them 4% respondents age is between 15-20 years, 14% respondents age is between 20-22 years, 29% respondents age is between 25-30 years, 31% respondents age is between 30-35 years, 14% respondents age is between 35-40 years and 8% respondents age is 40-45 years.

Table-2: Educational qualification of the respondents

Level of education	Number of the respondents	Percentage (%)
Class 1-5	10	10.0
Class 6-9	21	21.0
SSC	17	17.0
HSC	2	2.0
Graduate	3	3.0
Post graduate	5	5.0
Illiterate	42	42.0
Total	100	100

Source: Field Survey, 2018-2019

Table-2 represents that the respondents who were affected by miscarriage among them 10% respondents are in class between 1-5, 21% respondents are in class between 6- 9, 17% respondents are passed SSC, 2% respondents are passed HSC, 3% respondents are completed graduation, 5% respondents are completed post graduation and 42% are illiterate. Respondents higher portion are illiterate.

Table-3: Religious affiliation of the respondents

Religion	Number of the respondents	Percentage (%)
Islam	92	92.0
Hinduism	7	7.0
Christianity	1	1.0
Total	100	100.0

Source: Field Survey, 2018-2019

Table-3 indicates that 92% respondents are Muslims, 7% respondents are Hindus and 1% respondents are Christian.

Table-4: Occupational status of the respondents table

Occupation	Number of the respondents	Percentage (%)
Household activities	90	90.0
Service	7	7.0
Others	3	3.0
Total	100	100.0

Source: Field Survey, 2018-2019

Table-4 describes that the occupational status of the respondents who were affected by miscarriage among them 90% respondents are related with household activities, 7% are involved with service (such as teaching, officials, doctor) and 3% are involved in others activities(such as maid servant).

Tables-5 Family types of the respondents

Types of family	Number of the respondents	Percentage (%)
Nuclear family	67	67.0
Joint family	33	33.0
Total	100	100.0

Source: Field Survey, 20190- 2019

Table 5 describes that among the respondents 67% respondents' family is nuclear and 33% are in joint family.

Miscarriage and its effects on the Respondents

Table-6: Age at first marriage of the respondents

Age(in year)	Number of the respondents	Percentage (%)
10-17	65	65.0
18-25	31	31.0
26-33	4	4.0
Total	100	100.0

Source: Field Survey, 2018-2019

Table -6 shows that among the respondents 65% are married between at the age of 10-17 years, 31% are married between at the age of 18-25 years and 4% are married between at the age of 26-33 years. Most of the respondents (65%) are married in early age.

Table-7: Age at first delivery of the respondents

Age in first Delivery(Year)	Number of the respondents	Percentage (%)
13-20	74	74.0
21-28	23	23.0
29-36	3	3.0
Total	100	100.0

Source: Field Survey, 2018- 2019

Table-7 shows that 74% respondent's first delivery was happened in the age between 13-20 years, 23% respondents' first delivery was happened in the age between 21-28 years and 3% respondent's first delivery was happened between the ages 29-36 years.

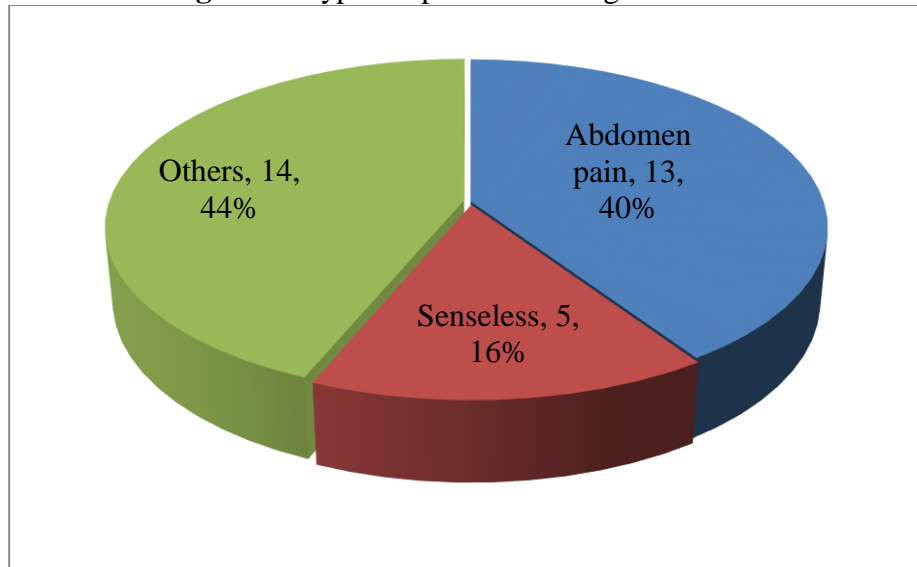
Table: 8: Respondents facing the problem during Intercourse after miscarriage

Responses	Number of the respondents	Percentage (%)
Yes	33	33.0
No	67	67.0
Total	100	100.0

Source: Field Survey, 2018- 2019

Table: 8 describes that 33% respondents are facing problems during intercourse with their husband after miscarriage and 67% respondents are not facing Problem during intercourse.

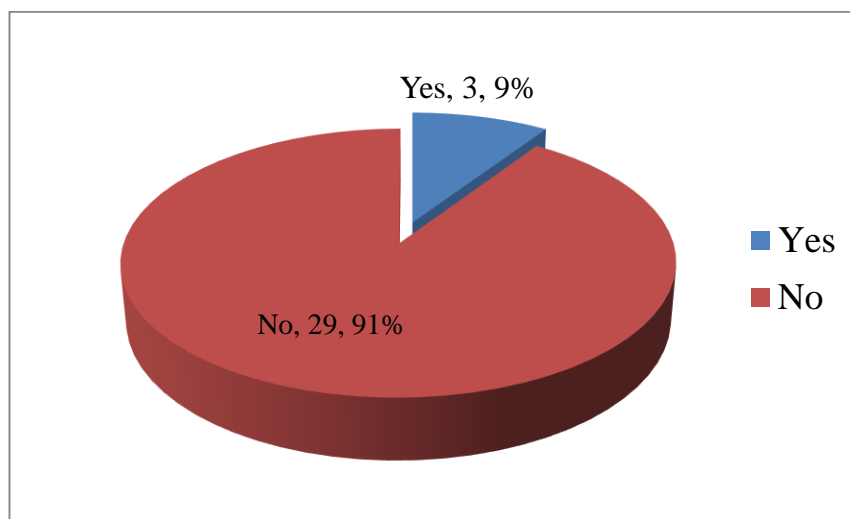
Figure: 1 Types of problem during intercourse



Source: Field Survey, 2018- 2019

In Figure: 1 shows that among the respondents who have faced the problem 40% are suffering from abdomen pain, 16% respondents are suffering from sense less, 44% respondents are suffering from others (vomiting, fever, pain in colloq) problem.

Figure: 2 Percentage of respondents happening problems before miscarriage



Source: Field Survey, 2018- 2019

Figure: 2 shows that the respondents who face problem during intercourse, among them 9% respondents are facing problems before happening miscarriage and 91% respondents are facing problems after miscarriage.

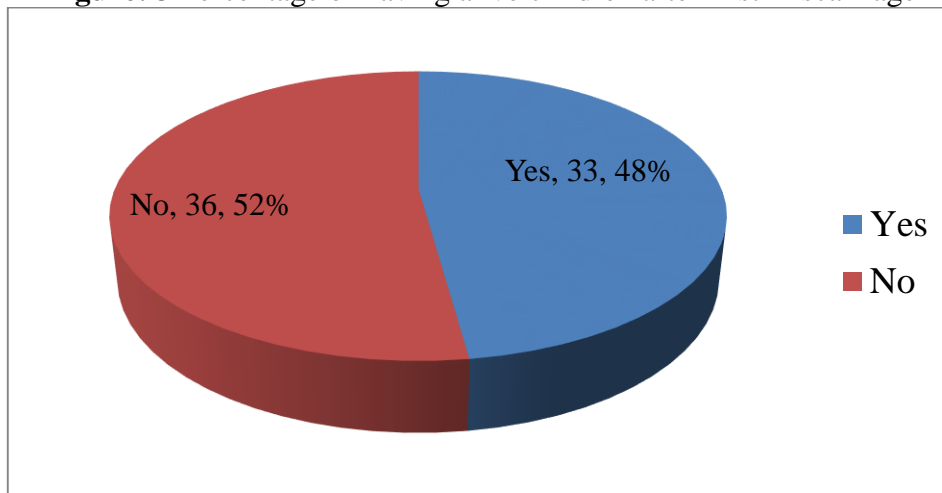
Table-9: Percentage of the respondents' problem at first conception

Responses	Number of the respondents	Percentage (%)
Yes	31	31.0
No	69	69.0
Total	100	100.0

Source: Field Survey, 2018- 2019

Table: 9 describes that the respondents who were affected by miscarriage among them 31% respondents are conceived at first time and 69% respondents are not conceived at first time.

Figure: 3 Percentage of having alive children after first miscarriage



Source: Field Survey, 2018-2019

Figure: 3 shows that the respondents who were not conceived at first time among those 48% respondents have children and 52% respondents have no children.

Table: 10 Percentage of children who have conceived more than one time after miscarriage

Responses	Number of the respondents	Percentage (%)
One	36	36.0
Two	18	18.0
Three	10	10.0
More than Three	10	10.0
No child	26	26.0
Total	100	100.0

Source: Field Survey, 2018- 2019

Table: 10 describes that the respondents who have conceived more than one time after miscarriage among them 36% respondents have only one child and 18% respondents have two children, 10% respondents have three children, 10% respondents have more than three children and 26% respondents have no children.

Table: 11 Percentage of the respondents suffering from miscarriage in many times

Responses	Number of the respondents	Percentage (%)
Yes	63	63.0
No	37	37.0
Total	100	100.0

Source: Field Survey, 2018-2019

Table: 11 describes that 63% respondents are suffering from miscarriage in many times and 37% respondents are not suffering from miscarriage in many times.

Table: 12 Number of respondents conception

Responses	Number of the respondents	Percentage (%)
One	6	6.0
Two	17	17.0
Three to five	61	61.0
Six to eight	9	9.0
More than ten	7	7.0
Total	100	100.0

Source: Field Survey, 2018-2019

Table: 12 describes that the Respondents who were affected by miscarriage among them 6% respondents are conceived one time, 17% respondents are conceived two times, 61% respondents are conceived three to five times and 9% respondents are conceived six to eight times and 7% respondents are conceived more than nine times.

Table: 13 Time of miscarriage of the respondents

Responses	Number of the respondents	Percentage (%)
Six to eight weeks	35	35.0
Nine to twelve weeks	25	25.0
Thirteen to sixteen weeks	12	12.0
Seventeen to twenty weeks	10	10.0
Twenty one to twenty five	18	18.0
Total	100	100.0

Source: Field Survey, 2018-2019

Table: 13 describes that the time of conception which was affected by miscarriage, 35% respondents are loss their pregnancy within the first six to eight weeks and 25% respondents are loss their pregnancy within nine to twelve weeks, 12% respondents are loss their pregnancy within thirteen to sixteen weeks, 10% respondents are loss their pregnancy within seventeen to twenty weeks and 18% respondents are loss their pregnancy within twenty one to twenty five weeks.

Table: 14 Percentage of respondents occurring miscarriage in every conception

Responses	Number of the respondents	Percentage (%)
Yes	26	26.0
No	74	74.0
Total	100	100.0

Source: Field Survey, 2018-2019

Table: 14 describes that among the respondents 26% respondents are lost their pregnancy in every conception and 74% respondents are not loosed in their pregnancy.

Table: 15 Respondents who facing the problem to continue pregnancy after miscarriage

Responses	Number of the respondents	Percentage (%)
Yes	81	81.0
No	19	19.0
Total	100	100.0

Source: Field Survey, 2018-2019

Table: 15 describes that among the respondents 81% are facing problem to continue pregnancy and 19% respondents are faced no problem to continue pregnancy after miscarriage.

Table: 16 Percentage of the respondents who were informed about the causes of miscarriage

Responses	Number of the respondents	Percentage (%)
Yes	34	34.0
No	66	66.0
Total	100	100.0

Source: Field Survey, 2018-2019

Table: 16 describes that the respondent who were affected by miscarriage among them 34% respondent can identify the causes of miscarriage and 66% respondent can't identify the causes Of miscarriage.

Table: 17 Percentage of the causes of miscarriage

Responses	Number of the respondents	Percentage (%)
Exhaustive labor	6	18
Slip and fall	3	9
Superstition	8	23
First baby abortion	5	15
Taking medicine	4	12
Others	8	23
Total	33	100.0

Source: Field Survey, 2018-2019

Table: 17 describes that the respondents who could identify the causes of miscarriage among them 18% exhaustive labour , 9% slip and fall, 23% superstition, 15% first baby abortion, 12% taking medicine and 23% others (wrong treatment, use of contraceptive) causes are responsible for miscarriage.

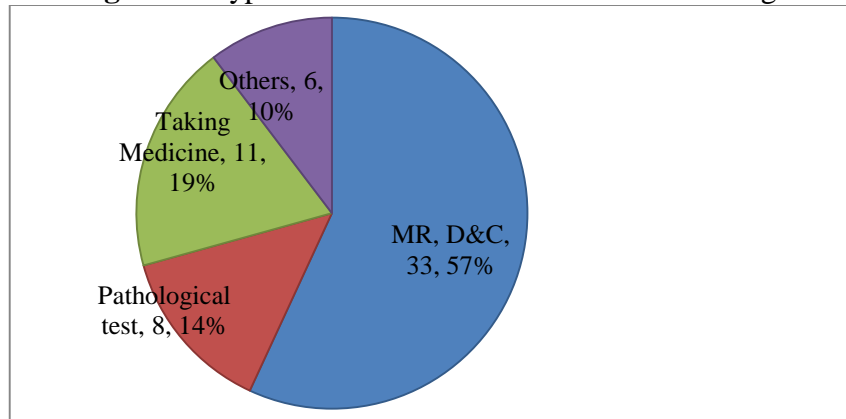
Table: 18 Percentage of the respondents received the treatment after miscarriage

Responses	Number of the respondents	Percentage (%)
Yes	58	58.0
No	42	42.0
Total	100	100.0

Source: Field Survey, 2018-2019

Table: 18 describes that among the respondents, 58% respondents took treatment from doctors or any health care center and 42% respondents are not receiving any treatment after miscarriage.

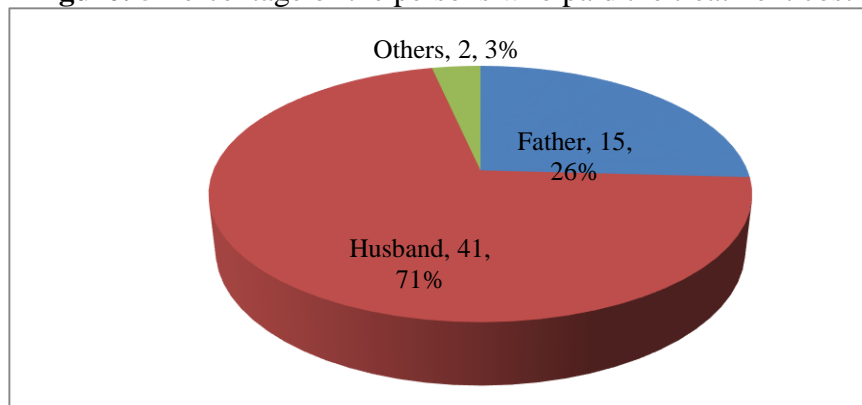
Figure: 4 Types of treatment received after miscarriage



Source: Field Survey, 2018-2019

Figure: 4 shows that among the respondents, 57% respondents received MR, D&C and 14% respondents received pathological test and 19 % respondents received medicine and 10% received others.

Figure: 5 Percentage of the persons who paid the treatment cost



Source: Field Survey, 2018-2019

Figure: 5 shows that the respondent who have received the treatment and person who paid the treatment cost among them 26% are paid by father, 71% are paid by husband and 3% are paid by others (Brothers, Brother of one's husband).

Table: 19 Percentage of the respondents who have received regular antenatal checkup in every pregnancy

Responses	Number of the respondents	Percentage (%)
Yes	40	40.0
No	60	60.0
Total	100	100.0

Source: Field Survey, 2018-2019

Table: 19 describes that the Respondents who were affected by miscarriage among them 40% respondent were received the regular antenatal checkup in every pregnancy and 60% respondent were not received the regular antenatal checkup in every pregnancy.

Table: 20 Percentage of the respondents who feel bad for those babies

Responses	Number of the respondents	Percentage (%)
Yes	97	97.0
No	3	3.0
Total	100	100.0

Source: Field Survey, 2018-2019

Table: 20 describes that the respondent who were affected by miscarriage among them 97% respondent are feeling bad for those babies and 3% respondent were feel bad at first time not later.

Table: 21 Percentage of the Respondents psychological Condition after miscarriage

Responses	Number of the respondents	Percentage (%)
Mental disorder	16	16.0
Normal	84	84.0
Total	100	100.0

Source: Field Survey, 2018-2019

Table: 22 describes that the respondents who were affected by miscarriage among them 16% respondents are faced mental disorder and 84% respondent's mental condition are normal.

Table: 22 Percentage of the Respondents who have physical Problems after miscarriage

Responses	Number of the respondents	Percentage (%)
Yes	72	72.0
No	28	28.0
Total	100	100.0

Source: Field Survey, 2018-2019

Table: 22 describes that among the respondents, 72% respondents have physical problem in a long time after miscarriage and 28% respondents have no physical problem in a long time after miscarriage.

Table: 23 suffering from complication likes infection after miscarriage

Responses	Number of the respondents	Percentage (%)
Yes	48	48.0
No	52	52.0
Total	100	100.0

Source: Field Survey, 2018-2019

Table: 23 describes that who were affected by miscarriage among them 48% Respondents were suffering from complication like any infection after incomplete abortion and 52% were not suffering any complication like infection after incomplete abortion.

Table: 24 Respondents facing bleeding problem after miscarriage

Responses	Number of the respondents	Percentage (%)
Yes	80	80.0
No	20	20.0
Total	100	100.0

Source: Field Survey, 2018-2019

Table: 24 describes that 80% respondents are facing long time bleeding and 20% respondents are not faced long time bleeding after miscarriage.

Table: 25 Percentage of the respondents suffering from reproductive tract infection

Responses	Number of the respondents	Percentage (%)
Yes	24	24.0
No	76	76.0
Total	100	100.0

Source: Field Survey, 2018-2019

Table: 25 describes that the respondent who were effected by miscarriage among them 24% respondent are suffering from reproductive tract infection and 76% respondent are not suffering from reproductive tract infection.

Table: 26 Respondents who were suffering from leucorrhoea

Responses	Number of the respondents	Percentage (%)
Yes	69	69.0
No	31	31.0
Total	100	100.0

Source: Field Survey, 2018-2019

Table: 26 describes that 69% respondent are suffering from leucorrhoea and 31 % respondent are not suffering from leucorrhoea after miscarriage.

Table: 27 Percentage of the respondents suffering from dysmenorrheal after miscarriage

Responses	Number of the respondents	Percentage (%)
Yes	67	67.0
No	33	33.0
Total	100	100.0

Source: Field Survey, 2018-2019

Table: 27 describes that among the respondents 67% respondents are suffering from dysmenorrheal after miscarriage and 33% respondents are not suffering from dysmenorrheal after miscarriage.

Table: 28 Family blames the respondents for miscarriage

Responses	Number of the respondents	Percentage (%)
Yes	30	30.0
No	70	70.0
Total	100	100.0

Source: Field Survey, 2018-2019

Table: 28 describes that the respondents who were affected by miscarriage among them 30% respondents were blamed by family members and 70% respondents were not blamed by their family members.

Table: 29 Percentage of respondents' husband's responsibility after miscarriage

Responses	Number of the respondents	Percentage (%)
Good	68	68.0
Bad	32	32.0
Total	100	100.0

Source: Field Survey, 2018-2019

Table: 29 shows that the respondents who were affected by miscarriage among them 68% respondents husband are played their responsibility after miscarriage and 32% respondents husband are not played their responsibility after miscarriage.

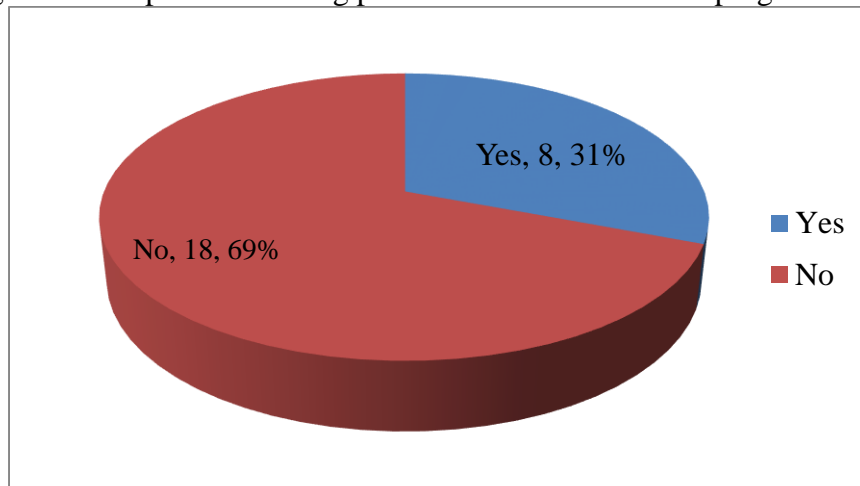
Table: 30 Attitude of other members to respondents after miscarriage

Responses	Number of the respondents	Percentage (%)
Good	61	61.0
Bad	39	39.0
Total	100	100.0

Source: Field Survey, 2018-2019

Table: 30 describes that 61% good attitude of other members to the respondents and 39% bad attitude of other members to the respondents after miscarriage.

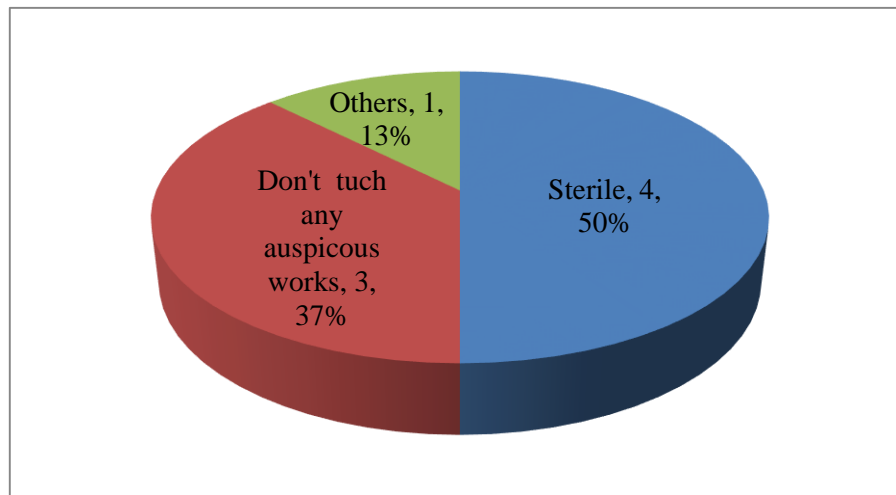
Figure: 6 Percentage of the respondents facing problem to attend in social program without having children



Source: Field Survey, 2018-2019

Figure: 6 Shows that the respondents who were affected by miscarriage among them 31% respondents are faced the problem to attend in social program without having children and 69% respondents are not faced any problem to attend in social program without having children.

Figure: 7 Percentage of problems facing by respondents in attending social Program due to miscarriage.



Source: Field Survey, 2018-2019

Figure: 7 shows that among the respondents, 49% respondents are faced teasing of sterile, 38% respondents are faced not touch any auspicious works and 13% others (Inauspicious, unlucky).

Findings of the study

This study was an attempt to understand better how miscarriage affects on women's health. For this purpose, one village of Bangladesh was selected purposively as the study area. Then 100 respondents were selected from the village named Natun Vuqta Malithia from those which data were collected through direct interview following an interview schedule during November 2018-January 2019. The findings of the study are consistent with the view of the respondents about miscarriage and these affects on their health and the problems they faced during miscarriage and after miscarriage. Findings of the study have started from the chapter three. In this chapter historical background of the study area, population of the study area and overall identity of the respondents are explained briefly. The respondents are selected purposively who have been affected by miscarriage from the village named Natun Vuqta Malithia in Sailkupa Upazila under the Jhenidah District. Respondents from different age group are selected for the study purpose and highest 31% respondents belonged to the age group 30-35 years who are affected by miscarriage because the risk of miscarriage increases in this age, because the qualities of eggs deteriorate. And lowest 4% belonged to the age group 15-20 years. From the educational point of view, the highest portions 42% of the respondents are illiterate, 2% have finished their HSC education, 3% have completed their graduation degree and 5% have completed post-graduation degree. So, the higher education rate is very low among the respondents. From religious point of view, 92% respondents are following of Islam and 1% is Christianity among the 100 respondents. From the occupational point of view, 90% respondents are engaged in household activities. Among 100 respondents, 67% are belonged to the nuclear family and 33% are belonged to the joint family. From the age of first marriage, among the respondents 65% were married before the age of 18 years and limited portion was married in matured age. Among the 100 respondents 74% respondents first delivery were happened between the age 13-20 years and 33% respondents faced the problem during intercourse and among them 41% suffered from abdomen pain, 91% respondents faced problems after miscarriage, 31% respondents faced problem at first conception and 48% respondents have alive children more than one conception. 63% respondents were suffering from more than one miscarriage and most of the miscarriage were occurred within six to eight weeks of gestation. 26% respondents lost their every pregnancy for occurring miscarriage and 81% faced problem to continue pregnancy after miscarriage, 66% could not identify the causes of miscarriage. After miscarriage only 58% respondents took treatment among them 64% received MR and D&C. 40% respondents received only the regular antenatal checkup in every conception and the treatment cost paid by husband 71%. Among 100

respondents 72 faced long time physical problem after her miscarriage and the higher 18% were suffering from uterine problems, 48% were suffering from complication like infection after miscarriage. 80% respondents faced heavy bleeding, 67% were suffering from dysmenorrhea. 31% respondents faced problem to attend in social program without having children due to miscarriage which affects on respondents psychological condition.

Recommendation to the Respondents

- a) To provide genetic counseling for families with recurrent loss or familial history of genetic diseases.
- b) To provide medical services.
- c) To encourage life style changing and counseling for preventable exposures.
- d) To exercise regularly but not heavily.
- e) To take bed rest.
- f) To eat a healthy diet.
- g) Don't use drugs or smoke.
- h) To reduce stress.
- i) To avoid environmental disorder.
- j) To do normal works but not heavy works.

Conclusion

Miscarriage is the most common complication of early pregnancy which affects on respondents health. It affect's on respondents social, physical, psychological and sexual life. Most of the respondents are suffering from heavy bleeding, reproductive tract infection, abdomen pain, menstrual problem, uterine infection and cervix problem, and high blood pressure after miscarriage and they cannot identify the causes of their miscarriage and who can identify the causes they believe that it was caused by recent fall or superstition. Most of the miscarriage occurred within 6-8 weeks and the rate of miscarriage increases with the age of the respondents because the qualities of eggs deteriorate. Small portion of respondents have received the treatment and they are not aware about their pregnancy because it is occurred within few weeks. Women's have no ability to control miscarriage, but the society and family blamed them for miscarriage and do not attend in social program easily who have no children and badly treated as unlucky inauspicious and sterile. So, the society should be changed their attitude by given proper care for the affected women to recover.

Acknowledgement

Special thanks to Almighty Allah for give us a great opportunities to complete our research. We sincerely respect the respondents for participating in this study. We deeply respect our household members for inspiring our survey.

Funding

No specific funding for the project was sought or obtained.

Conflicts of Interest

All researchers participated in (a) providing ideas and designs, or interpreting by analyzing data; (B) draught for important content; And (c) Permission of the ultimate version. This paper has not been reviewed elsewhere not or submitted to any journal for publication. We can represent our-self and our workplace. We also want positional promotion with professional background. No potential conflicts of interest to publish it.

References

1. Bill Williams, November 24, 2008, "Miscarriage, Pregnancy, Respondents health".
2. Foreman J., February 20, 2009, "What Happens After Miscarriage? How Long Do The Effects Last?".

3. Gilchirst A C, Hannaford PC, Park P, Kay CR, August 1995, "**Termination of Pregnancy and Psychiatric Morbidity**".
4. Hutchon D, Cooper S, 1998 "**Terminology for early pregnancy loss must be changed**".
5. National Institution of Health, 11-24-2009.
6. Patrozza, Jhon C, August 29, 2009, "**Early Pregnancy Loss**".
7. Roome D, 17" June, 2008: "**The Emotional Pain of Miscarriage**".
8. Swanson K M, September 26, 2009, "**Miscarriage Effects on Couples Interpersonal and Sexual Relationship during the First Year after Respondents Perceptions**".
9. Wilcox AJ, Baird DD, Weinberg CR, "**Time of Implantation of the Conception and Loss of Pregnancy**" 1999.